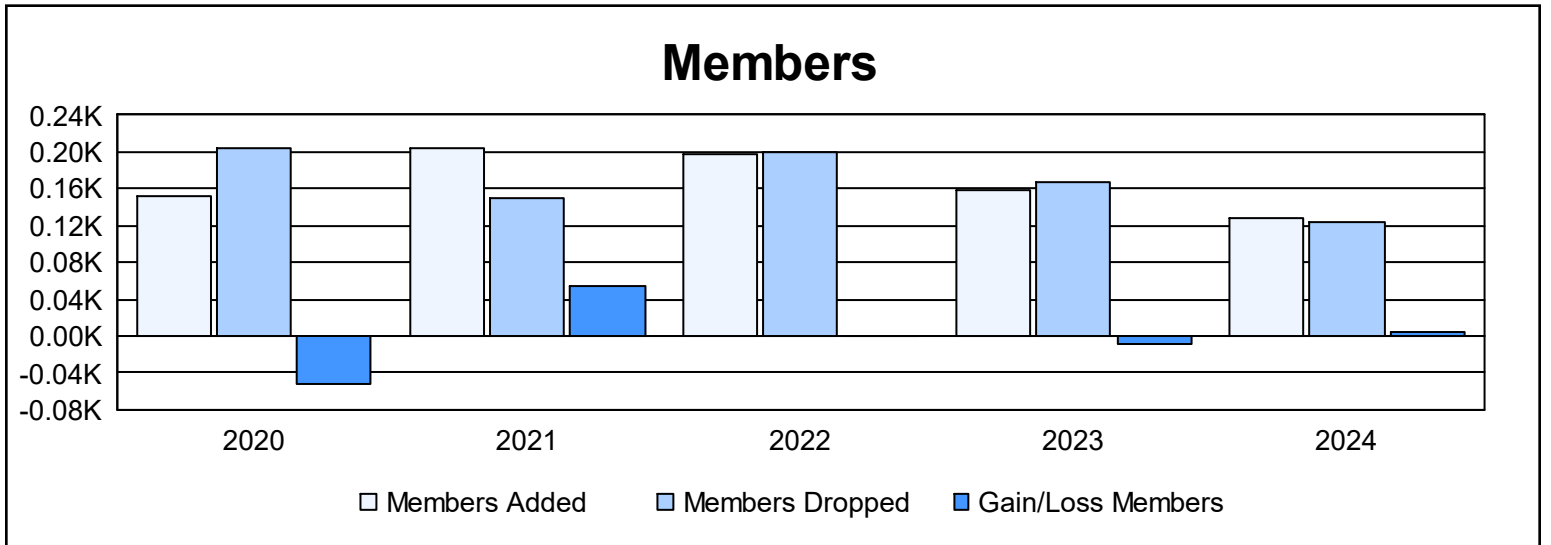
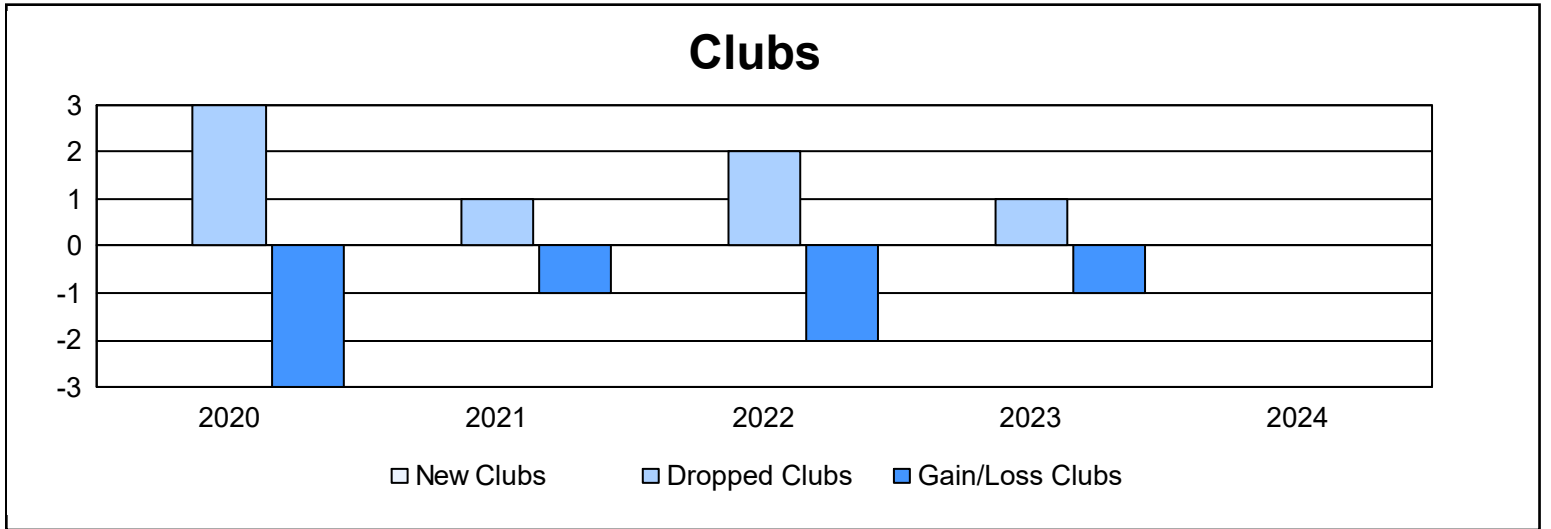
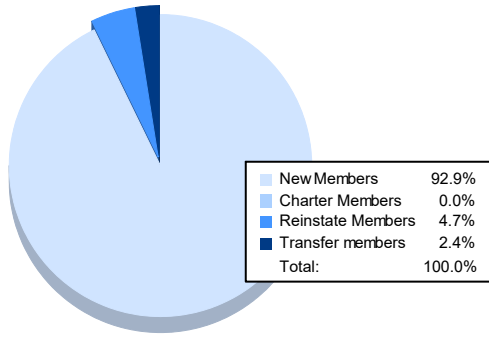


Year	New Clubs	Dropped Clubs	Gain/ Loss Clubs	New Members	Charter Members	Reinstate Members	Transfer Members	Total Member Added	Total Members Dropped	Gain/ Loss Members
2019-2020	0	3	-3	127	1	5	19	152	205	-53
2020-2021	0	1	-1	161	12	21	10	204	150	54
2021-2022	0	2	-2	167	2	27	2	198	199	-1
2022-2023	0	1	-1	152	1	4	1	158	167	-9
2023-2024	0	0	0	118	0	6	3	127	123	4
<b>Average</b>	<b>0</b>	<b>1</b>	<b>-1</b>	<b>145</b>	<b>3</b>	<b>13</b>	<b>7</b>	<b>168</b>	<b>169</b>	<b>-1</b>



### Membership Composition June 2024 Cumulative



### Gender Composition June 2024 Cumulative

